



## Description

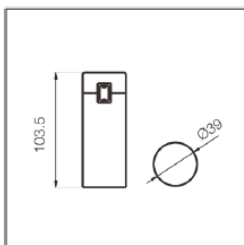
The ARIA DORATA lighting structure is made up of 15mm diameter tube with interconnecting lighting spots and linear attachments. This creates an impressive light structure that uses power from remote driver to drive SELV LED spots. Structure finished in black, white or brass.

- 3000K or 4000K colour temperature LEDs
- DALI dimming 1-100%
- Meanwell LED drivers
- Spots to have 5 w 300lm output
- 5 year warranty
- Adjustable tilt of 90 degrees
- 15mm diameter tube
- 24v power supplies ensure SELV rating.
- 24, 36 or 120 degree beam angles on spots
- Many suspension and joining options





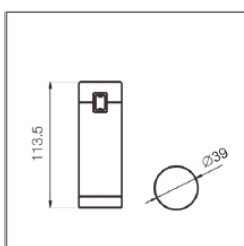
## LL9028LB Module A



25° 38°

|                |                         |
|----------------|-------------------------|
| Power          | 5W                      |
| CCT            | 3000K ● 4000K ● 6000K ○ |
| Output Voltage | DC24V                   |
| Output Lumens  | 300 lm                  |
| CRI            | >90Ra                   |
| Size           | Ø 39*H103.5mm           |
| Material       | Aluminum + Glass        |
| Color          | White/Black/Brass       |
| Warranty       | 3 Years                 |

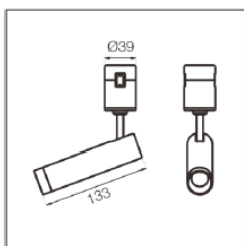
## LL9028LB Module B



120°

|                |                         |
|----------------|-------------------------|
| Power          | 5W                      |
| CCT            | 3000K ● 4000K ● 6000K ○ |
| Output Voltage | DC24V                   |
| Output Lumens  | 300 lm                  |
| CRI            | >90Ra                   |
| Size           | Ø 39*H113.5mm           |
| Material       | Aluminum + Acrylic      |
| Color          | White/Black/Brass       |
| Warranty       | 3 Years                 |

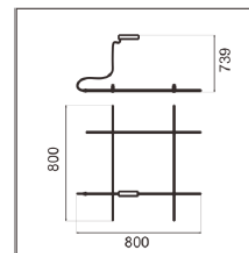
## LL9028LB Module C



35° 45°

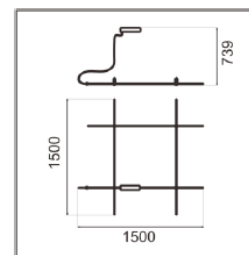

|                |                         |
|----------------|-------------------------|
| Power          | 5W                      |
| CCT            | 3000K ● 4000K ● 6000K ○ |
| Output Voltage | DC24V                   |
| Output Lumens  | 300 lm                  |
| CRI            | >90Ra                   |
| Size           | Ø 39*L133mm             |
| Material       | Aluminum                |
| Color          | White/Black/Brass       |
| Warranty       | 3 Years                 |

## LL9028 Cube S



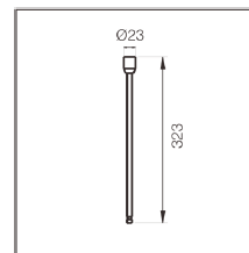
|                |                   |
|----------------|-------------------|
| Power          | 100W              |
| Input Voltage  | AC100-240V        |
| Output Voltage | DC24V             |
| Material       | Aluminum          |
| Color          | White/Black/Brass |
| Remark         | Driver inside     |

## LL9028 Cube L



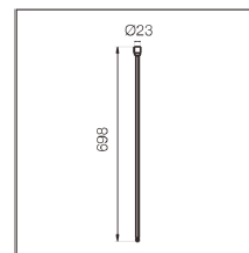
|                |                   |
|----------------|-------------------|
| Power          | 100W              |
| Input Voltage  | AC100-240V        |
| Output Voltage | DC24V             |
| Material       | Aluminum          |
| Color          | White/Black/Brass |
| Remark         | Driver inside     |

## LL9028LB Pipe A300



|          |                   |
|----------|-------------------|
| Material | Aluminum          |
| Color    | White/Black/Brass |

## LL9028LB Pipe A700

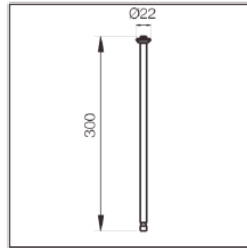


|          |                   |
|----------|-------------------|
| Material | Aluminum          |
| Color    | White/Black/Brass |

# ARIA DORATA tube feature lighting

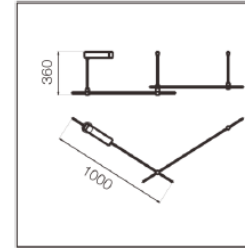


LL9028LB Pipe B300



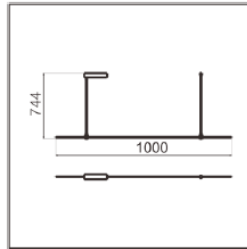
**Material** Aluminum  
**Color** White/Black/Brass

LL9028LB-2



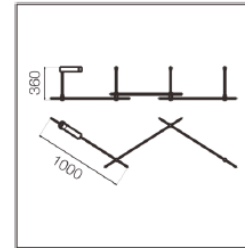
**Material** Aluminum  
**Color** White/Black/Brass  
**Remark** Driver power depends on modules

LL9028LB-10



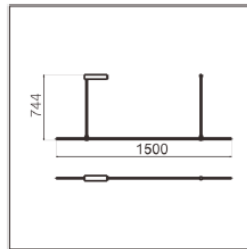
**Power** 60W  
**Input Voltage** AC100-240V  
**Output Voltage** DC24V  
**Material** Aluminum  
**Color** White/Black/Brass  
**Remark** Driver inside

LL9028LB-3



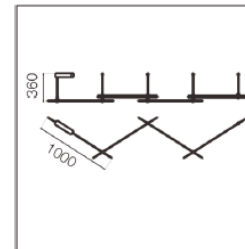
**Material** Aluminum  
**Color** White/Black/Brass  
**Remark** Driver power depends on modules

LL9028LB-15



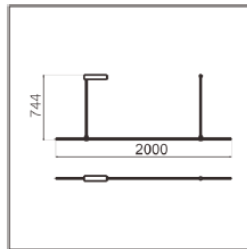

**Power** 60W  
**Input Voltage** AC100-240V  
**Output Voltage** DC24V  
**Material** Aluminum  
**Color** White/Black/Brass  
**Remark** Driver inside

LL9028LB-4



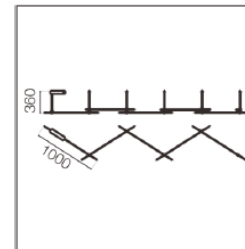
**Material** Aluminum  
**Color** White/Black/Brass  
**Remark** Driver power depends on modules

LL9028LB-20



**Power** 60W  
**Input Voltage** AC100-240V  
**Output Voltage** DC24V  
**Material** Aluminum  
**Color** White/Black/Brass  
**Remark** Driver inside

LL9028LB-5



**Material** Aluminum  
**Color** White/Black/Brass  
**Remark** Driver power depends on modules