

Product: VIPE-S LED downlight

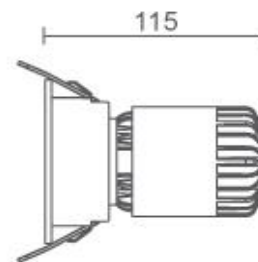
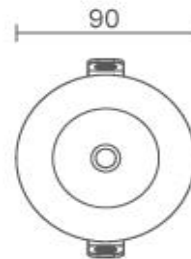



**Description:**

The Vipe range uses the CREE XPE LED engine to ensure quality and longevity of the downlight. The Vipe uses a die-cast aluminium heatsink which houses the LED module. The bezel of the downlight is machined from aluminium ensuring a constant high quality finish with no surface blemishes.  
 The Vipe is available in 640, 800, 960 & 1,200 lumen outputs  
 The VIPE-S has a square light aperture with a black reflector giving it a high visual appeal.

**Physical attributes:**

- Width: 90mm diameter
- Cutout: 75
- Height: 115
- Ceiling type: any
- Mounting type: Recessed
- Colour finish: white ring and black reflector
- Dimming protocol: DALI or switching



**Lighting attributes:**

- LED manufacturer: CREE
- Driver manufacturer: Philips
- Optics: Clear
- Lumen output: 638lm, 796lm, 957lm, 1199lm
- Power consumption: 8w, 11w, 13w and 15w
- Colour temperature: 3000K, 4000K
- Colour consistency: <3 Std MacAdam
- Colour rendering: Ra>80
- Rated LED lifetime: 50,000 hours
- Emergency pack type: None
- Warranty: 5 years
- Beam Angle options: 15 or 36 degrees

Efficiency in luminaire lumens per circuit watt: **80**

